



CHOCTAW NATION OF OKLAHOMA COUNTY SNAPSHOT

ATOKA

13,777 POPULATION

59% AVERAGE EARNINGS TO U.S.

\$737 MEDIAN WEEKLY WAGE

\$40,439 AVERAGE EARNINGS PER JOB

39

MEDIUM AGE

27%

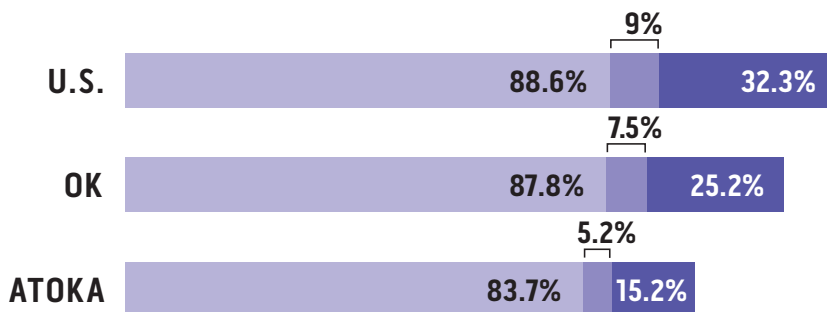
MINORITY POPULATION

91.7% COST OF LIVING (U.S.=100%)

19.8% POVERTY RATE (U.S.=13.1%)

10.25% TOTAL SALES TAX

EDUCATION



- HIGH SCHOOL GRADUATE
- ASSOCIATES DEGREE
- BACHELOR'S OR HIGHER

LARGEST INDUSTRIAL SECTORS



1st ALL GOVERNMENTS (INCLUDING CASINOS)



3rd RETAIL TRADE



2nd AGRICULTURE, FORESTRY, FISHING AND HUNTING



4th MINING, QUARRYING AND OIL/GAS EXTRACTION

JOBS



4,906 LABOR FORCE

2,986 LIVE IN ATOKA AND COMMUTE TO JOBS OUTSIDE

23 AVERAGE COMMUTE IN MILES

55%

LABOR PARTICIPATION RATE (U.S.=63%)

36%

EMPLOYMENT POPULATION (U.S.=50%)



CHOCTAW NATION OF OKLAHOMA COUNTY SNAPSHOT

BRYAN

46,979 POPULATION

69% AVERAGE EARNINGS TO U.S.

\$617 MEDIAN WEEKLY WAGE

\$47,475 AVERAGE EARNINGS PER JOB

36

MEDIUM AGE

25.4%

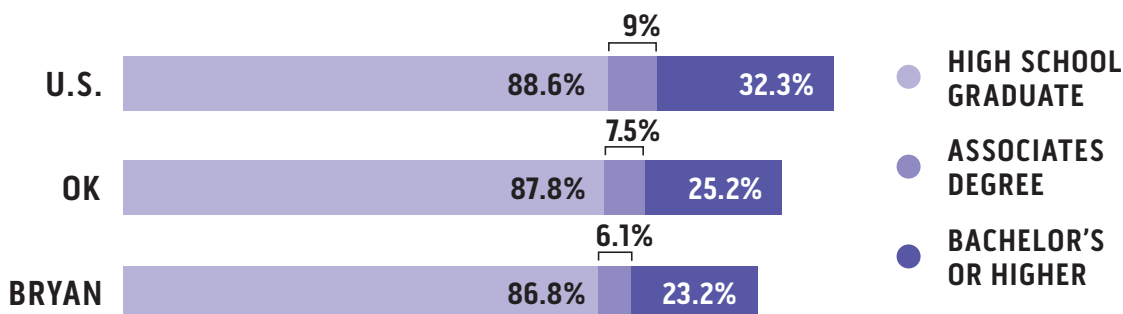
MINORITY POPULATION

91.9% COST OF LIVING (U.S.=100%)

17.5% POVERTY RATE (U.S.=13.1%)

9.375% TOTAL SALES TAX

EDUCATION



LARGEST INDUSTRIAL SECTORS



1st ALL GOVERNMENTS (INCLUDING CASINOS)



3rd HEALTH CARE AND SOCIAL ASSISTANCE



2nd MANUFACTURING



4th RETAIL TRADE

JOBS



20,749 LABOR FORCE

7,720 LIVE IN BRYAN AND COMMUTE TO JOBS OUTSIDE

21 AVERAGE COMMUTE IN MILES

46%

LABOR PARTICIPATION RATE (U.S.=63%)

44%

EMPLOYMENT POPULATION (U.S.=50%)



CHOCTAW NATION OF OKLAHOMA COUNTY SNAPSHOT

CHOCTAW

14,738 POPULATION

56% AVERAGE EARNINGS TO U.S.

\$647 MEDIAN WEEKLY WAGE

\$38,506 AVERAGE EARNINGS PER JOB

40

MEDIUM AGE

36.8%

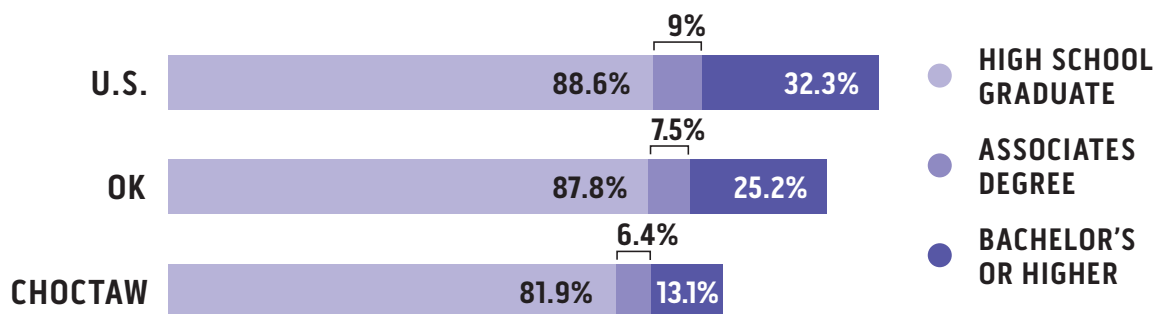
MINORITY POPULATION

90% COST OF LIVING (U.S.=100%)

31% POVERTY RATE (U.S.=13.1%)

9% TOTAL SALES TAX

EDUCATION



LARGEST INDUSTRIAL SECTORS



1st ALL GOVERNMENTS (INCLUDING CASINOS)



3rd AGRICULTURE, FORESTRY, FISHING AND HUNTING



2nd UTILITIES



4th TRANSPORTATION AND WAREHOUSING

JOBS



5,362 LABOR FORCE

2,786 LIVE IN CHOCTAW AND COMMUTE TO JOBS OUTSIDE

23 AVERAGE COMMUTE IN MILES

54%

LABOR PARTICIPATION RATE (U.S.=63%)

36%

EMPLOYMENT POPULATION (U.S.=50%)



CHOCTAW NATION OF OKLAHOMA COUNTY SNAPSHOT

COAL

5,572 POPULATION

63% AVERAGE EARNINGS TO U.S.

\$593 MEDIAN WEEKLY WAGE

\$43,026 AVERAGE EARNINGS PER JOB

42

MEDIUM AGE

30.1%

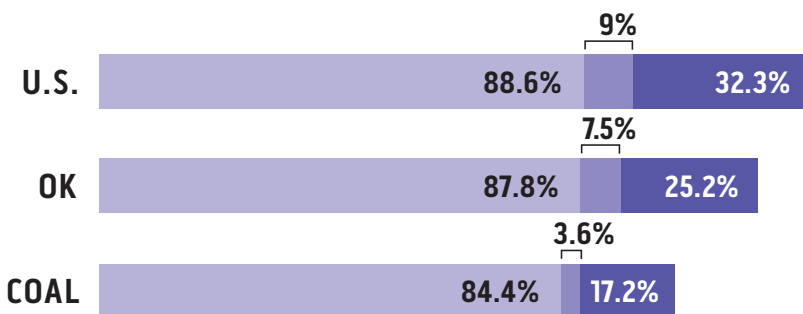
MINORITY POPULATION

94.3% COST OF LIVING (U.S.=100%)

20.3% POVERTY RATE (U.S.=13.1%)

9.5% TOTAL SALES TAX

EDUCATION



- HIGH SCHOOL GRADUATE
- ASSOCIATES DEGREE
- BACHELOR'S OR HIGHER

LARGEST INDUSTRIAL SECTORS



1st MINING, QUARRYING AND OIL/GAS EXTRACTION



2nd CONSTRUCTION



3rd ALL GOVERNMENTS (INCLUDING CASINOS)



4th AGRICULTURE, FORESTRY, FISHING AND HUNTING

JOBS



2,376 LABOR FORCE

1,358 LIVE IN COAL AND COMMUTE TO JOBS OUTSIDE

24 AVERAGE COMMUTE IN MILES

40%

LABOR PARTICIPATION RATE (U.S.=63%)

43%

EMPLOYMENT POPULATION (U.S.=50%)



CHOCTAW NATION OF OKLAHOMA COUNTY SNAPSHOT

HASKELL

12,724 POPULATION

56% AVERAGE EARNINGS TO U.S.

\$605 MEDIAN WEEKLY WAGE

\$38,225 AVERAGE EARNINGS PER JOB

39

MEDIUM AGE

26.6%

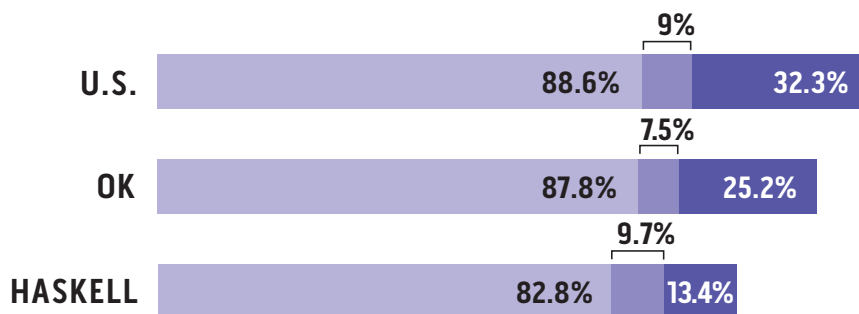
MINORITY POPULATION

89.9% COST OF LIVING (U.S.=100%)

19.2% POVERTY RATE (U.S.=13.1%)

10% TOTAL SALES TAX

EDUCATION



- HIGH SCHOOL GRADUATE
- ASSOCIATES DEGREE
- BACHELOR'S OR HIGHER

LARGEST INDUSTRIAL SECTORS



1st

HEALTH CARE AND SOCIAL ASSISTANCE



2nd

MINING, QUARRYING AND OIL/GAS EXTRACTION



3rd

ALL GOVERNMENTS (INCLUDING CASINOS)



4th

TRANSPORTATION AND WAREHOUSING

JOBS



5,040 LABOR FORCE

2,376 LIVE IN HASKELL AND COMMUTE TO JOBS OUTSIDE

27 AVERAGE COMMUTE IN MILES

49%

LABOR PARTICIPATION RATE (U.S.=63%)

40%

EMPLOYMENT POPULATION (U.S.=50%)



CHOCTAW NATION OF OKLAHOMA COUNTY SNAPSHOT

HUGHES

13,115 POPULATION

58% AVERAGE EARNINGS TO U.S.

\$780 MEDIAN WEEKLY WAGE

\$39,463 AVERAGE EARNINGS PER JOB

38

MEDIUM AGE

32.2%

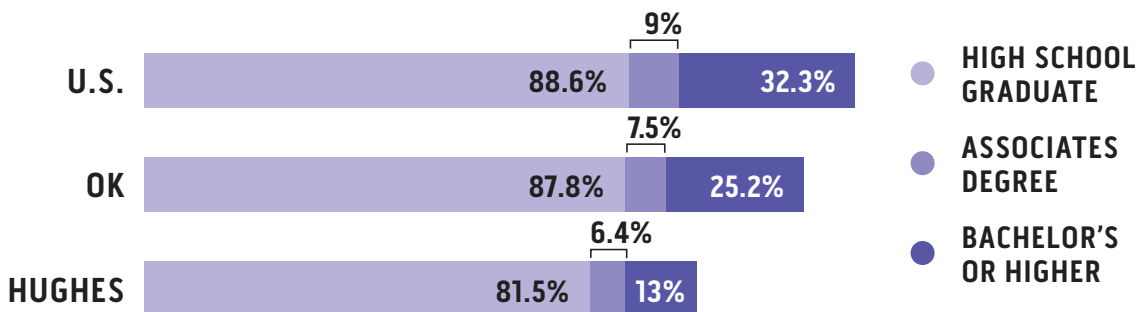
MINORITY POPULATION

89.7% COST OF LIVING (U.S.=100%)

20.1% POVERTY RATE (U.S.=13.1%)

10.5% TOTAL SALES TAX

EDUCATION



LARGEST INDUSTRIAL SECTORS



1st MINING, QUARRYING AND OIL/GAS EXTRACTION



2nd ALL GOVERNMENTS (INCLUDING CASINOS)



3rd TRANSPORTATION AND WAREHOUSING



4th AGRICULTURE, FORESTRY, FISHING AND HUNTING

JOBS



4,494 LABOR FORCE

3,338 LIVE IN HUGHES AND COMMUTE TO JOBS OUTSIDE

25 AVERAGE COMMUTE IN MILES

37%

LABOR PARTICIPATION RATE (U.S.=63%)

34%

EMPLOYMENT POPULATION (U.S.=50%)



CHOCTAW NATION OF OKLAHOMA COUNTY SNAPSHOT

LATIMER

10,229 POPULATION

72% AVERAGE EARNINGS TO U.S.

\$703 MEDIAN WEEKLY WAGE

\$49,302 AVERAGE EARNINGS PER JOB

40

MEDIUM AGE

32.5%

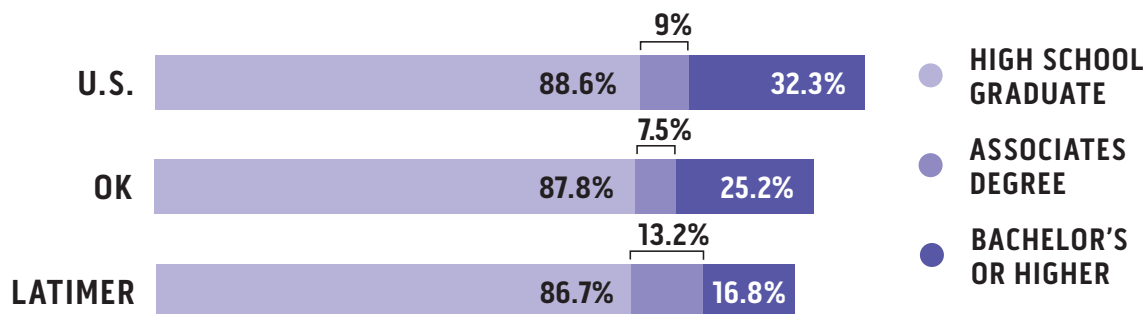
MINORITY POPULATION

88.8% COST OF LIVING (U.S.=100%)

18.9% POVERTY RATE (U.S.=13.1%)

9.75% TOTAL SALES TAX

EDUCATION



LARGEST INDUSTRIAL SECTORS



1st ALL GOVERNMENTS (INCLUDING CASINOS)



3rd UTILITIES



2nd MINING, QUARRYING AND OIL/GAS EXTRACTION



4th AGRICULTURE, FORESTRY, FISHING AND HUNTING

JOBS



3,983 LABOR FORCE

2,049 LIVE IN LATIMER AND COMMUTE TO JOBS OUTSIDE

24 AVERAGE COMMUTE IN MILES

47%

LABOR PARTICIPATION RATE (U.S.=63%)

39%

EMPLOYMENT POPULATION (U.S.=50%)



CHOCTAW NATION OF OKLAHOMA COUNTY SNAPSHOT

LE FLORE

49,421 POPULATION

67% AVERAGE EARNINGS TO U.S.

\$705 MEDIAN WEEKLY WAGE

\$45,967 AVERAGE EARNINGS PER JOB

38

MEDIUM AGE

24.2%

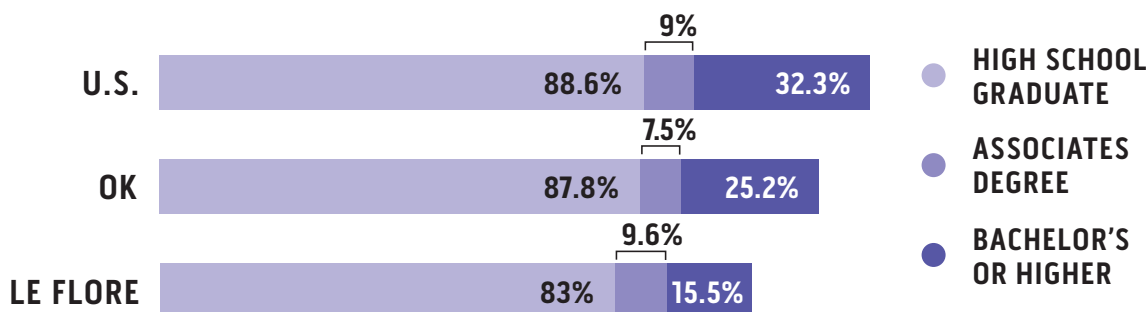
MINORITY POPULATION

87.9% COST OF LIVING (U.S.=100%)

22.2% POVERTY RATE (U.S.=13.1%)

9.5% TOTAL SALES TAX

EDUCATION



LARGEST INDUSTRIAL SECTORS



1st ALL GOVERNMENTS (INCLUDING CASINOS)



2nd MINING, QUARRYING AND OIL/GAS EXTRACTION



3rd MANUFACTURING



4th RETAIL TRADE

JOBS



19,821 LABOR FORCE

9,727 LIVE IN LE FLORE AND COMMUTE TO JOBS OUTSIDE

21 AVERAGE COMMUTE IN MILES

54%

LABOR PARTICIPATION RATE (U.S.=63%)

40%

EMPLOYMENT POPULATION (U.S.=50%)



CHOCTAW NATION OF OKLAHOMA COUNTY SNAPSHOT

McCURTAIN

32,625 POPULATION

65% AVERAGE EARNINGS TO U.S.

\$875 MEDIAN WEEKLY WAGE

\$44,224 AVERAGE EARNINGS PER JOB

38

MEDIUM AGE

35.4%

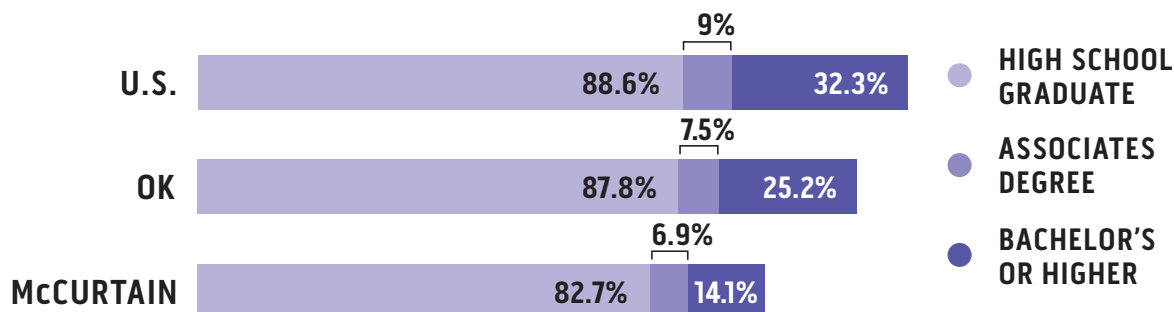
MINORITY POPULATION

88.2% COST OF LIVING (U.S.=100%)

23.6% POVERTY RATE (U.S.=13.1%)

9.25% TOTAL SALES TAX

EDUCATION



LARGEST INDUSTRIAL SECTORS



1st MANUFACTURING



3rd RETAIL TRADE



2nd ALL GOVERNMENTS (INCLUDING CASINOS)



4th AGRICULTURE, FORESTRY, FISHING AND HUNTING

JOBS



12,867 LABOR FORCE

4,454 LIVE IN McCURTAIN AND COMMUTE TO JOBS OUTSIDE

21 AVERAGE COMMUTE IN MILES

50%

LABOR PARTICIPATION RATE (U.S.=63%)

39%

EMPLOYMENT POPULATION (U.S.=50%)



CHOCTAW NATION OF OKLAHOMA COUNTY SNAPSHOT

PITTSBURG

43,722 POPULATION

83% AVERAGE EARNINGS TO U.S.

\$597 MEDIAN WEEKLY WAGE

\$56,707 AVERAGE EARNINGS PER JOB

39

MEDIUM AGE

27.8%

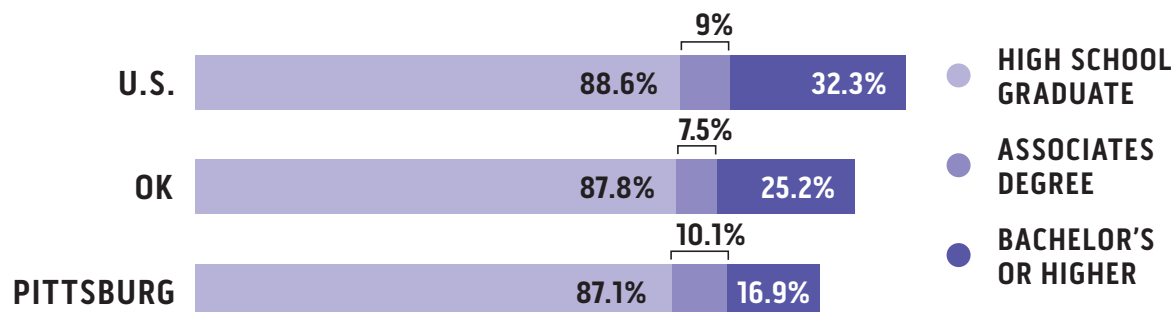
MINORITY POPULATION

90.9% COST OF LIVING (U.S.=100%)

17.1% POVERTY RATE (U.S.=13.1%)

9.75% TOTAL SALES TAX

EDUCATION



LARGEST INDUSTRIAL SECTORS



1st ALL GOVERNMENTS (INCLUDING CASINOS)



3rd MANUFACTURING



2nd MINING, QUARRYING AND OIL/GAS EXTRACTION



4th RETAIL TRADE

JOBS



18,892 LABOR FORCE

5,938 LIVE IN PITTSBURG AND COMMUTE TO JOBS OUTSIDE

20 AVERAGE COMMUTE IN MILES

48%

LABOR PARTICIPATION RATE (U.S.=63%)

43%

EMPLOYMENT POPULATION (U.S.=50%)



CHOCTAW NATION OF OKLAHOMA COUNTY SNAPSHOT

PUSHMATAHA

11,052 POPULATION

58% AVERAGE EARNINGS TO U.S.

\$681 MEDIAN WEEKLY WAGE

\$39,482 AVERAGE EARNINGS PER JOB

42

MEDIUM AGE

25.6%

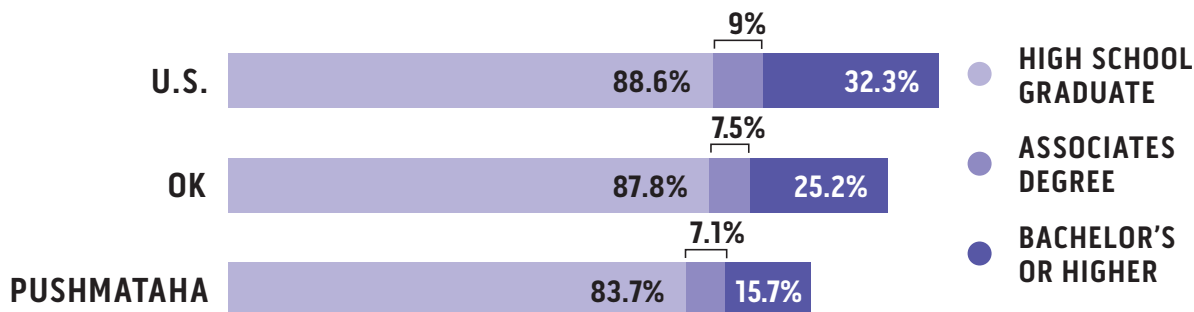
MINORITY POPULATION

90.7% COST OF LIVING (U.S.=100%)

20.3% POVERTY RATE (U.S.=13.1%)

10% TOTAL SALES TAX

EDUCATION



LARGEST INDUSTRIAL SECTORS



1st ALL GOVERNMENTS (INCLUDING CASINOS)



2nd HEALTH CARE AND SOCIAL ASSISTANCE



3rd AGRICULTURE, FORESTRY, FISHING AND HUNTING



4th MINING, QUARRYING AND OIL/GAS EXTRACTION

JOBS



4,478 LABOR FORCE

1,947 LIVE IN PUSHMATAHA AND COMMUTE TO JOBS OUTSIDE

24 AVERAGE COMMUTE IN MILES

50%

LABOR PARTICIPATION RATE (U.S.=63%)

41%

EMPLOYMENT POPULATION (U.S.=50%)